




Being For Others

2017 Community Health Needs Assessment
Dubois, Pike, Martin & Spencer Counties



MEMORIAL HOSPITAL
And Health Care Center
Sponsored by the Sisters of the Little Company of Mary, Inc.

Paper and electronic copies of this document may be obtained at
Memorial Hospital and Health Care Center:

www.mhcc.org • 800 West Ninth Street, Jasper, IN 47546 • 812-996-2323

MEMORIAL HOSPITAL AND HEALTH CARE CENTER



MISSION STATEMENT

Christ's healing mission of compassion empowers us to be for others through quality and excellence.

VISION STATEMENT

We are committed to being the preferred health and wellness provider; transforming lives through faith-based, compassionate care.

Contents

1. INTRODUCTION

1.1 Purpose

1.2 Objectives

2. EXECUTIVE SUMMARY

2.1 Overall Memorial Hospital and Health Care Center Community

2.2 The Process

3. COMMUNITY

3.1 Demographics

3.2 Trends in Community Health

4. COMMUNITY INPUT

4.1 Focus Groups

4.2 Advisory Councils

5. KEY HEALTH ISSUES

6. APPENDICES

6.1 Appendix A: Acronyms

6.2 Appendix B: Resources: Listing of MHHCC Clinics

6.3 Appendix C: Resources: Listing of MHHCC Clinics Accepting New Patients

1. INTRODUCTION

1.1. Purpose

Health plays a vital role in a county's culture, environment, and economy. Numerous individuals, organizations, and institutions dedicate much time and energy to improve health issues and attend to the area's health needs. This Community Health Needs Assessment (CHNA) is evidence of Memorial Hospital and Health Care Center's commitment to improve and support the health needs of Dubois, Martin, Pike, and Spencer County residents. The assessment, along with the implementation strategy, was initiated to identify the community's most important health issues in order to develop an effective implementation strategy to address such needs. This will in turn lead to a plan to improve the health and quality of care available to the area residents.

Memorial Hospital and Health Care Center (MHHCC) also assessed community health needs to respond to the regulatory requirements of the Patient Protection and Affordable Care Act of 2012 (PPACA) and IRS Notice 2011-52 as it pertains to section 501(r)(3) of the Internal Revenue Code, which requires that each tax- exempt hospital facility conduct an independent CHNA.

1.2 Objectives

The 2017 Community Health Care Needs Assessment has four main objectives:

1. Develop a comprehensive profile of the demographics, health status, and environmental standing of Dubois, Martin, Pike, and Spencer County residents.
2. To identify the health needs as well as evaluate accessibility and quality of personal and population-based health services.

3. Discuss and strategize a plan of action for health care organizations, providers, and community leaders to prioritize and address issues that will improve the health and quality of life of residents.
4. Implement changes and/or programs to help support the health care needs, as well as make continuous improvements to lead the communities to better health. Analyze and prioritize health needs on a local level. Encourage local resources to work together to assure the future of health care.

2. EXECUTIVE SUMMARY

2.1 Overall Memorial Hospital and Health Care Center Community

- Primary Service Area Counties: Dubois, Martin, Pike, and Spencer
- Approximate service area population in 2016: 85,802
- 72% of inpatients at MHHCC reside in the primary service area

Memorial Hospital and Health Care Center gathered community input and data from collecting data during quarterly advisory meetings, and by completing a SWOT analysis with thirteen focus groups, to complete this assessment. From the assessment, priorities have been outlined and an implementation plan will be shared internally, with other health care organizations, and with advisory councils. The continuity of communication with advisory councils will continue to address local health care needs specific to each county.

2.2 The Process:

1. Collect relevant demographics, statistics, and health data.
2. Conduct quarterly advisory meetings and thirteen focus groups.
3. Organize feedback.
4. Develop and implement a plan of action to address health care needs.
5. Share the Community Health Care Needs Assessment with county officials, area health care providers, community-based organizations, news media, and the public via the Memorial Hospital and Health Care Center website.

3. COMMUNITY

3.1 Community Demographics

The areas of focus for this assessment’s purpose – to provide the health care needs for the surrounding areas- are Dubois, Martin, Pike, and Spencer counties. Diagrams outlining the specific factors of each county are shown below.

Given Memorial Hospital and Health Care Center is located at the heart of Dubois County, the assessment has a larger amount of data regarding Dubois County. Dubois County represents 25.4% of the total population served by MHHCC.

	County	Estimated Population	% of Total
Primary Service Area	Dubois	42,552	25.4%
	Pike	12,431	7.4%
	Spencer	20,648	12.3%
	Martin	10,171	6.1%
	Subtotal	85,802	51.2%
Secondary Service Area	Daviess	32,969	19.7%
	Orange	19,335	11.5%
	Perry	18,966	11.3%
	Crawford	10,539	6.3%
	Subtotal	81,809	48.8%
Total Service Area Population		167,611	

Source: US Census Bureau

Dubois County represents 46.6% of 2016 discharges, and the primary service area (PSA) made up 72.0% of MHHCC discharges in 2016 validating the reason to focus on the PSA in this assessment.

Discharge Area	County	2016 Discharges	% of Total
Primary Service Area	Dubois	3009	46.6%
	Pike	608	9.4%
	Spencer	390	6.0%
	Martin	640	9.9%
	Subtotal	4647	72.0%
Secondary Service Area	Daviess	471	7.3%
	Orange	430	6.7%
	Perry	199	3.1%
	Crawford	159	2.5%
	Subtotal	1259	19.5%
All Other Areas	Subtotal	549	8.5%
Total Discharge Population		6455	100.0%

Source: IHA

Unemployment rates in Dubois County have dropped .5% from 2015 to 2016 and are the lowest of the counties in the PSA. All counties in the PSA have decreased in unemployment from 2015 to 2016, exemplifying a strong, local economy.

Discharge Area	County	2015 Unemployment Rate	2016 Unemployment Rate	% Change
Primary Service Area	Dubois	3.3%	2.8%	0.5%
	Pike	4.7%	4.1%	0.6%
	Spencer	4.2%	4.1%	0.1%
	Martin	4.0%	3.7%	0.3%
Indiana		4.6%	4.0%	0.6%





Source: US Bureau of Labor Statistics

The demographics of each county in the PSA are broken down into population, population change, births and deaths, population estimates by age, and population estimates by race.

The following data is a side-by-side comparison of demographic profiles of each county. This comparison displays an overview of the surrounding counties. From a population standpoint,

Dubois County has the most residents of the comparing counties and has had positive population growth since 2010. The highlighted figures in red note the lowest figures, while the blue highlighted figures note the highest figures.

American Community Survey (ACS) is a mandatory, ongoing statistical survey that samples a small percentage of the population every year -- giving communities the information they need to plan investments and services ("American Community Survey," 2016). For the category *% Reporting One Race Only* as used by the Census Bureau, reflects self-identification; it does not denote any clear-cut scientific definition of biological stock. The data for race represent self-classification by people according to the race with which they most closely identify ("American Community Survey," 2016). The category *% Reporting One Race Only* means that those surveyed felt they were accurately classified by one race alone. Of those percentages, the following two categories, *Only African American* and *Hispanic* are part of the *% Reporting One Race Only* category (i.e. in Dubois County 97.6% of the population surveyed felt they classified themselves as one race). Of that 97.6%, there were 0.7% that felt their one race was African American, and of that same 97.6%, another 7.3% felt they were most closely identified as Hispanic race ("American Community Survey," 2016).

				
People & Income Overview (By Place of Residence)	Dubois County, IN	Martin County, IN	Spencer County, IN	Pike County, IN
Population (2016)	42,552	10,171	20,648	12,431
Growth (%) Since 2010	1.6%	-1.6%	-1.5%	-3.2%
Land Area (in sq. miles)	430.01	335.7	396.7	334.2
Population Density (2013)	98.96	30.3	52.04	37.20
% Reporting One Race Only (2016 ACS 5 year est.)	97.6%	97.7%	97.4%	97.8%
% Reporting Only African American (2016 ACS 5 year est.)	0.7%	0.4%	0.9%	0.7%
People & Income Overview (By Place of Residence)	Dubois County, IN	Martin County, IN	Spencer County, IN	Pike County, IN
% Reporting Hispanic (of any race) (2016 ACS 5 year est.)	7.3%	1.0%	2.8%	1.4%
Households (2015 ACS 5 year est.)	16,190	4,201	7,964	4,994
Labor Force (2016)	23,391	5,155	10,987	6,299
Unemployment Rate (2016)	3.1	4.2	4.1	4.4
Per Capita Personal Income (PCPI) (2015)	\$50,943	\$38,788	\$41,437	\$35,617

Poverty Rate (2015)	7.6	13.8	9.4	11.1
High School Diploma or More - % of Adults 25+ (2015 ACS 5 year est.)	87.9%	83.0%	89.0%	86.3%
Bachelor's Deg. or More - % of Adults 25+ (2015ACS 5 year est.)	18.7%	12.1%	15.0%	11.6%

Source: USA Counties Profile

Red Highlighted is the lowest of the group values. **Blue Highlighted** is the highest of the group values.

The category, number of households (2016 ACS 5 year estimation) can be more clearly defined as the number of households estimated by the American Community Survey. Following is an itemization of demographics of each included county. Tables include the population change by percent (PCPI) as well as the birth and death count in each included area. Another table shows population estimates by age, with age group separations from 0-4 years of preschool age all the way to the 65 plus generation. A third table lists different race classifications based on the 2015 population.

Dubois County

Dubois County is located in southwest Indiana. It is one of 92 counties and adjoined on the north by Daviess and Martin counties, to the east by Crawford and Orange counties, to the south by Perry, Spencer, and Warrick counties, and to the west by Pike County. Dubois County includes the towns of Birdseye, Celestine, Dubois, Ferdinand, Holland, Huntingburg, Ireland, Jasper, Saint Anthony, and Schnellville.

Population Facts: Dubois County	
2016 Population	42,552
2010 Population	41,889
Pop. Change – 2000-2010	5.0%
2016 Births	574
2013 Deaths	406

Source: USA Counties Profile

Population Estimates by Age in 2015	Number
Preschool (0 to 4)	2,602
School Age (5 to 17)	7,932
College Age (18 to 24)	3,254
Young Adult (25 to 44)	9,723
Older Adult (45 to 64)	12,175
Older (65 plus)	6,605

Source: USA Counties Profile

Population Estimates by Race and Hispanic Origin in 2015	Number
American Ind. or Alaskan Native Alone	36
Asian Alone	273
Black Alone	164
Native Hawaiian and Other Pac. Isl. Alone	0
White Alone	40,320
Two or More Race Groups	266
Non-Hispanic or Latino	39,541
Hispanic or Latino	2,750

Source: USA Counties Profile

Martin County

Martin County has over 335.7 square miles in land area and includes the towns of Loogootee, Crane, and Shoals.

Population Facts: Martin County	
2016 Population	10,171
2010 Population	10,334
Pop. Change - 2010-2010	-0.3%
2016 Births	129
2016 Deaths	97

Source: USA Counties Profile

Population Estimates by Age in 2015	Number
Preschool (0 to 4)	610
School Age (5 to 17)	1,769
College Age (18 to 24)	752
Young Adult (25 to 44)	2,303
Older Adult (45 to 64)	3,125
Older (65 plus)	1,703
Median Age	42.5

Source: USA Counties Profile

Population Estimates by Race and Hispanic Origin in 2015	Number
American Ind. or Alaskan Native Alone	45
Asian Alone	65
Black Alone	30
Native Hawaiian and Other Pac. Isl. Alone	8
White Alone	10,017
Two or More Race Groups	89
Non-Hispanic or Latino	10,238
Hispanic or Latino	24

Source: USA Counties Profile

Pike County

Pike County includes the towns of Petersburg, Otwell, Spurgeon, Stendal, Velpen, and Winslow.

Pike County is bordered Gibson and Perry counties. In 2013, mining was the largest of 20 major sectors in Pike County. The land of Pike County spans over 334.2 square miles.

Population Facts: Pike County	
2016 Population	12,431
2010 Population	12,845
Pop. Change - 2000-2010	0.5%
2016 Births	118
2016 Deaths	143

Source: USA Counties Profile

Population Estimates by Age in 2015	Number
Preschool (0 to 4)	723
School Age (5 to 17)	2,068
College Age (18 to 24)	919
Young Adult (25 to 44)	2,862
Older Adult (45 to 64)	3,785
Older (65 plus)	2,330
Median Age	43.4

Source: USA Counties Profile

Population Estimates by Race and Hispanic Origin in 2015	Number
American Ind. or Alaskan Native Alone	0
Asian Alone	10
Black Alone	24
Native Hawaiian & Other Pac Isl Alone	0
White Alone	12,608
Two or More Race Groups	45
Non-Hispanic or Latino	12,658
Hispanic or Latino	29

Source: USA Counties Profile

Spencer County

Spencer County has a large manufacturing sector and spans over 396.7 square miles. Spencer County includes the towns of Chrisney, Dale, Fulda, Gentryville, Santa Claus, and St. Meinrad.

Population Facts: Spencer County	
2016 Population	20,648
2010 Population	20,952
Pop. Change - 2000-2010	2.7%
2013 Births	245
2013 Deaths	236

Source: USA Counties Profile

Population Estimates by Age in 2015	Number
Preschool (0 to 4)	1,228
School Age (5 to 17)	3,598
College Age (18 to 24)	1,559
Young Adult (25 to 44)	4,661
Older Adult (45 to 64)	6,226
Older (65 plus)	3,584
Median Age	42.7

Source: USA Counties Profile

Population Estimates by Race and Hispanic Origin in 2015	Number
American Ind. or Alaskan Native Alone	53
Asian Alone	66
Black Alone	124
Native Hawaiian and Other Pac. Isl. Alone	12
White Alone	20,070
Two or More Race Groups	167
Non-Hispanic or Latino	20,303
Hispanic or Latino	553

Source: USA Counties Profile

3.2 Trends in Hoosier Health

Health is a priority in the state of Indiana because of the importance of keeping residents safe and well. With constant change evolving in the daily lives of all, trends with infections, flu, and diseases can affect the overall health of mass communities. Below is a chart depicting 2015 Infectious Disease Investigation which outlines the disease type and the number of cases.

Dubois County Infectious Disease Investigation	
Infectious Disease	Number of cases 2015
Hepatitis B	<5
Hepatitis C	10
Group B Strep (invasive)	5
Salmonella	12
Campylobacter	13
E.coli	<5

**results clustered to allow results of less than 5 per year to be recorded in aggregate format

Source: Dubois County Health Department Community Needs Assessment.

4. COMMUNITY INPUT

4.1 Focus Groups

Organized focus groups were scheduled from July to September with thirteen different groups.

In total, there were 143 people that participated in the feedback, resulting in 20 hours of valuable feedback and guidance. The attendees represented a broad array of groups from the PSA including:

Mayor of Jasper
Mayor of Huntingburg
Clerk of the Courts
Dubois County Commissioner
County Council
Prosecuting Attorney
Recorder
Treasurer
City Council Members
Town of Birdseye
Town of Ferdinand
Town of Holland
16 Advanced Practice Providers
17 Physicians
Retirees and Retired Couples
Memorial Hospital Directors
Memorial Hospital Employee Advisory Council
Memorial Hospital Auxiliary and Volunteers
City of Jasper
OFS
Jasper Engines
Jasper Group
German American
Farbest Foods
Wabash Valley Produce
Spencer Industries
Sisters of St. Benedict
Meyer Distributing
Masterbrand
Buechlein and Associates

4.2 Advisory Councils

Advisory Councils were developed and implemented in 2014 as a way for MHHCC to stay connected with each county outside of Dubois County. It was identified there were several needs that were specific for each county. Members of the MHHCC management team are assigned to a county to continue the collaboration and to get ongoing feedback on needs and where MHHCC is able to provide assistance. Participating in these councils are economic development directors, county health nurses, chamber of commerce leaders, educators, executives, pastors, EMS, sheriff, business owners, other health care organization leaders, etc.

With the ongoing Advisory Councils, we're able to provide quick solutions for each area. For example, we were able to provide ATV safety after a neighboring county had several ATV injuries over the summer. We were able to participate in health fairs to promote wellness and screenings. We partnered with a local high school in their biomedical programs. We have provided updates on the MHHCC telemedicine program related to stroke. We were able to find a solution for assistance for the elderly to understand Medicare via Generations and the State Health Insurance Assistance Program. We will continue to gather feedback and needs and will work to address each county specifically in our PSA.

5. KEY HEALTH ISSUES

While the area’s overall health status is very positive, there continue to be opportunities for improvement. An analysis of the community input received during focus group meetings and advisory councils has helped to identify the key health issues facing Dubois, Martin, Spencer, and Pike Counties. These issues will be analyzed and prioritized.

Community Input:

- **Access to Primary Care**

Patient to Primary Care Physician Ratio	Dubois	Pike	Spencer	Martin	Top US Performers/ Benchmark	Indiana
	1,280:1	6,310:1	3,470:1	141.67	3,470:1	1,490:1

Source: County Health Rankings

- **Access to Mental Health Services**

Patient to Mental Health Provider Ratio	Dubois	Pike	Spencer	Martin	Top US Performers/ Benchmark	Indiana
	990:1	2,520:1	6,910:1	5,110:1	360:1	730:1

Source: County Health Rankings

- **Opportunities regarding Women’s Services related to Mammography**

Mammography Screening	Dubois	Pike	Spencer	Martin	Top US Performers/ Benchmark	Indiana
	63%	54%	69%	65%	71%	62%

Source: County Health Rankings

- **Educating the Community on Health Care Topics to address key mortality rates**

Indiana Mortality Rate	Dubois	Pike	Spencer	Martin
Major Cardiovascular Diseases	228.29	290.61	249.78	284.55
Cancer	137.01	164.72	179.62	271.96
Cerebrovascular Diseases (Stroke)	61.29	66.85	25.70	91.77
Diabetes	21.49	82.75	25.83	14.14
Alzheimer’s	65.83	54.57	56.15	16.07

Source: Indiana Mortality Report

6. APPENDICES

6.1 Appendix A: Acronyms

ACA-Affordable Care Act

ACS- American Community Survey

CHNA- Community Health Needs Assessment

ED-Emergency Department

EMS- Emergency Medical Service

ER-Emergency Room

MHHCC- Memorial Hospital and Health Care Center

PCPI- Population Change by Percent

PPACA- Patient Protection and Affordable Care Act of 2012

PSA- Primary Service Area

SSA- Secondary Service Area

SWOT- Strengths, Weaknesses, Opportunities, Threats

6.2 Appendix B: Listing of Memorial Hospital and Health Care Center Clinics

Memorial Hospital and Health Care Center Clinics

DAVISS COUNTY:

Country Health Center
5066 North 900 East
Montgomery, IN 47558
812-486-3396

Memorial Health Washington
600 South State Road 57
Washington, IN 47501
Family Medicine: 812-257-1052
Specialties: 812-674-4040

DUBOIS COUNTY:

Diabetes Management and Prevention Services
721 West 13th Street, Suite 102
Jasper, IN 47546
812-996-0521

Ferdinand Family Medicine
115 South Main Street, PO Box 280
Ferdinand, IN 47532
812-367-1906

Heartland Cardiology
440 Scott Rolen Drive
Jasper, IN 47546
812-482-5656

Holland Family Medicine
303 Meridian Street, PO Box 212
Holland, IN 47541
812-536-3943

Huntingburg Clinic
407 East 22nd Street
Huntingburg, IN 47542
812-683-3612

Huntingburg Urgent Care
507 East 19th Street
Huntingburg, IN 47542
812-683-4717

IMED
695 West 2nd Street, Suite 1A
Jasper, IN 47546
812-996-5750

Jasper Pediatrics
721 West 13th Street, Suite 321
Jasper, IN 47546
812-996-7918

Jasper Primary Care Physicians
1950 St. Charles Street, Suite 4
Jasper, IN 47546
812-482-9555

Memorial Audiology Services
251 South Truman Road
Jasper, IN 47546
812-996-0227

Memorial Counseling Center
721 West 13th Street, Suite 121
Jasper, IN 47546
812-996-5780

Memorial FamilyCARE
1025 First Avenue West
Jasper, IN 47546
812-996-8460

Memorial Health St. Charles
1950 St. Charles St., Suite 5
Jasper, IN 47546
812-996-6050

Memorial Hospital Rehabilitation Services
695 West 2nd Street, Suite D
Jasper, IN 47546
812-996-0682

Memorial Hospital Sleep Center
721 West 13th Street, Suite 202
Jasper, IN 47546
812-996-2186

Memorial Internal Medicine
751 West 9th Street
Jasper, IN 47546
812-996-7474

Memorial Nephrology
721 West 13th Street, Suite 102
Jasper, IN 47546
812-996-7388

Memorial Neurology
440 Scott Rolen Dr.
Jasper, IN 47546
812-996-5781

Memorial Outpatient Surgery Center
St. Thomas Medical Center
600 West 13th Street, Suite 100
Jasper, IN 47546
812-996-5800

Memorial Urology Associates
600 West 13th Street, Suite 105
Jasper, IN 47546
812-996-5850

Multi-Specialty Clinic
721 West 13th Street, Suite 225
Jasper, IN 47546
812-996-0337

Pulmonology Clinic
721 West 13th Street, Suite 221
Jasper, IN 47546
812-996-0564

Dr. Tollett's Office
407 East 22nd Street
Huntingburg, IN 47542
812-683-6339

Wound Care Center
507 East 19th Street
Huntingburg, IN 47542
812-683-1891

MARTIN COUNTY:

Loogootee Family Medicine
105 Cooper Street, PO Box 401
Loogootee, IN 47553
812-295-2812

Martin County Health Center
229 High Street, PO Box 480
Shoals, IN 47581
812-247-2733

ORANGE COUNTY:

French Lick Family Medicine
679 Highway 145
French Lick, IN 47432
812-936-6400

PERRY COUNTY:

Memorial Health Bristow
26020 State Road 145
Bristow, IN 47515
812-357-2099

PIKE COUNTY:

Petersburg Family Medicine
1003 East Illinois Street, PO Box 66
Petersburg, IN 47567
812-354-3458

SPENCER COUNTY:

Dale Family Medicine
4 West Vine Street, PO Box 599
Dale, IN 47523
812-937-7140

Santa Claus Family Medicine
92 West Christmas Boulevard
Santa Claus, IN 47579
812-937-4120

Updated: 10/17

6.3 Appendix C: Listing of MHHCC: Primary Care Clinics Accepting New Patients

PHYSICIANS AND NURSE PRACTITIONERS ACCEPTING NEW PATIENTS

Memorial Hospital and Health Care Center, 800 West 9th Street, Jasper, Indiana 47546

The following physicians and nurse practitioners have indicated to the hospital that they are accepting new patients. For more information about physician referral services, call (812) 996-CARE.

For patients needing access to translation services, some offices offer access to **Translation Language Line**, a service that allows staff to communicate with patients who speak a language other than English.

Please ask about this service when calling the office.

Updated October 23, 2017

Family Practice	Office Address	Office Hours	
Gwenda Breckler, D.O.	1706 Medical Arts Drive, Suite 3 Huntingburg, IN 47542 (812) 683-4900	M 8-4 Tu 8:30-5 W 8:30-5	Th 8:30-12 F 8:30-5
Country Health Center Jessica Wright, FNP-C	5066 N 900 E Montgomery, IN 47558 (812) 486-3396	M 8-4:30 T 8-4:30 W 8-4:30	Th 7-3:30 F 8-4:30
French Lick Family Medicine David Zehr, FNP-C	679 Highway 145 French Lick, IN 47432 (812) 936-6400	M 8-5 T 7-4 W 8-12	T 7-4 F 6-3
Huntingburg Clinic Angie Persohn, FNP-C	407 East 22 nd Street Huntingburg, IN 47542 (812) 683-3612	M 8-5 T 8-5 W 8-5	Th 8-5 F 8-5
Jasper Primary Care Physicians Jason Campbell, M.D.	1950 St. Charles Street Jasper, IN 47546 (812) 482-9555	M 8:30-5 T 8:30-5 W 8:30-5	Th 8:30-5 F 8:30-5
Loogootee Family Medicine Cynthia Hock, FNP-C	P.O. Box 401, 105 Cooper Street Loogootee, IN 47553 (812) 295-2812	M 7:30-6 T 7:30-7 W 7:30-6	Th 7:30-6 F 7:30-4
Martin County Health Center	P.O. Box 480, 250 High Street	M 8-5	Th 8-5

Jonathan Cropp, FNP-C	Shoals, IN 47581 (812) 247-2733	T 8-5 W 8-5	F 8-5
Memorial Family Care Kristen Bree, FNP-BC Jessica Collins, FNP-C	1025 First Avenue Jasper, IN 47546 (812) 996-8460	M 7:30-4:30 T 7:30-4:30 W 7:30-4:30	Th 7:30-4:30 F 7:30-4:30
Memorial Health Bristow Isaac Gatwood, M.D.	26020 State Road 145 Bristow, IN 47515 812-357-2099	Central Time M 8-5 T 7-4 W 10-6	Central Time Th 8-5 F 7-1
Memorial Health St. Charles Wendy Mote, FNP-C Jessica Zehr, FNP-C	1950 St. Charles Street, Suite 5 Jasper, IN 47546 (812) 996-6050	M 8-6 T 8-6 W 8-6	Th 8-6 F 8-5
Memorial Health Washington David “Nick” Dahl, D.O. Tina Kelley, FNP-C	600 South State Road 57, Suite A Washington, IN 47501 (812) 257-1052	M 8-4:30 T 8-4:30 W 8-4:30	Th 8-4:30 F 8-1:30
Petersburg Family Medicine Mark Luff, M.D. Nicole Stevenson, FNP-C Jessica Collins, FNP-C	P.O. Box 66, 1003 E. Illinois Street Petersburg, IN 47567 (812) 354-3458	M 7-7:30 T 7-7:30 W 7-7:30	Th 7-7:30 F 7-7:30
Santa Claus Family Medicine Jeannie Gruber, M.D. Erin Marchand, M.D.	92 West Christmas Blvd. Santa Claus, IN 47579 (812) 937-4120	Central Time M 8-5 T 8-5 W 8-7	Central Time Th 8-5 F 6-3

Internal Medicine	Office Address	Office Hours	
Memorial Family Care Darin Thomas, M.D.	1025 First Avenue Jasper, IN 47546 (812) 996-8460	M 7:30-4:30 T 7:30-4:30 W 7:30-4:30	Th 7:30-4:30 F 7:30-4:30

Obstetrics/Gynecology	Office Address	Office Hours	
Jasper Obstetrics and Gynecology Scott Beckman, M.D. Steven Hopf, M.D. (GYN only) Megan Isaacs, M.D. Farah Snyder, M.D. (GYN only) Kristin Werne, M.D.	613 Dorbett Street Jasper, IN 47546 (812) 481-2229	M 8:30-5 T 8:30-5 W 8:30-5	Th 8:30-5 F 8:30-3:45
Memorial Family Care Mark Luff, M.D.	1025 First Avenue Jasper, IN 47546 (812) 996-8460	M 7:30-4:30 T 7:30-4:30 W 7:30-4:30	Th 7:30-4:30 F 7:30-4:30

Pediatrics	Office Address	Office Hours	
Jasper Pediatrics Douglas Bies, M.D. Krystle Hahus, M.D. Michael Ruff, M.D. Lindsey Taylor, M.D. Kathirene Wilcoxon, M.D. Yvonne Rominger, FNP-C	721 West 13 th Street, Ste. 321 Jasper, IN 47546 (812) 996-7918	M 8-5 T 8-5 W 8-5	Th 8-5 F 8-5 Sa 8-11 Su 8-11
Jasper Primary Care Physicians Dean Beckman, M.D. New pediatric patients only	1950 St. Charles Street Jasper, IN 47546 (812) 482-9555	M 8:30-5 T 8:30-5 W 8:30-5	Th 8:30-5 F 8:30-5

6.4 Appendix D: Resources

United States Census Bureau. (2017). Retrieved from

<https://www.census.gov/quickfacts/fact/table/duboiscountyindiana/PST045216>

Indiana Hospital Association. (2017) Retrieved from

<http://www.ihadiscovery.org/>

US Bureau of Labor Statistics. (2017). Retrieved from

<https://www.bls.gov/>

American Community Survey. (2016). Retrieved from

<http://www.census.gov/acs/>

USA Counties Profile. (2017). Retrieved from

<http://www.statsamerica.org/uscp/default.aspx>

Dubois County Health Department Community Needs Assessment. (2016). Retrieved from

<http://duboiscountyin.org/stories/2016%20CHA%20analysis%20notes2.pdf>

County Health Rankings & Roadmaps. (2017). Retrieved from

<http://www.countyhealthrankings.org>

Indiana Mortality Report. (2016). Retrieved from

http://www.in.gov/isdh/reports/mortality/2016/tbl_05_index.htm